



## DISPLAY SPACE ADVERTISING DIMENSIONS

FULL PAGE BLEED TRIM SIZE 8" x 10<sup>3</sup>/<sub>4</sub>"

FULL PAGE 7" x 10"

2/3 VERTICAL 4<sup>5</sup>/<sub>8</sub>" x 9<sup>3</sup>/<sub>4</sub>"

1/2 VERTICAL 4<sup>5</sup>/<sub>8</sub>" x 7<sup>3</sup>/<sub>8</sub>"

1/2 HORIZONTAL 7" x 4<sup>7</sup>/<sub>8</sub>"

1/3 SQUARE 4<sup>5</sup>/<sub>8</sub>" x 4<sup>5</sup>/<sub>8</sub>"

1/3 VERTICAL 2<sup>1</sup>/<sub>4</sub>" x 9<sup>3</sup>/<sub>4</sub>"

1/6 HORIZONTAL 4<sup>5</sup>/<sub>8</sub>" x 2<sup>3</sup>/<sub>8</sub>"

1/6 VERTICAL 2<sup>1</sup>/<sub>4</sub>" x 4<sup>5</sup>/<sub>8</sub>"

## MECHANICAL REQUIREMENTS

### Digital files only:

- **PDF files preferred.** Illustrator EPS (with all text converted to outlines) and TIFF files are accepted.
- All images must be 300 dpi and color as CMYK.
- Please supply a composite proof for color. Without a proof, Venice Magazine is not responsible for the content of your ad.
- Ads created in Microsoft Word, Microsoft Publisher, Power Point, or any PC-based word processing program cannot be accepted.
- Ad recreation is available through Venice Magazine's Art Department at our normal ad production rate.

### Magazine trim size:


- 8 x 10<sup>3</sup>/<sub>4</sub>". For bleed allow 1/8" beyond all trim.
- Keep live matter 1/2" from all trim.
- Magazine format is three-column and is perfect bound.

## AD CREATION


Includes type with one logo and one image

Full	2/3	1/2	1/3	1/4	1/6
\$200	\$175	\$150	\$100	\$100	\$75

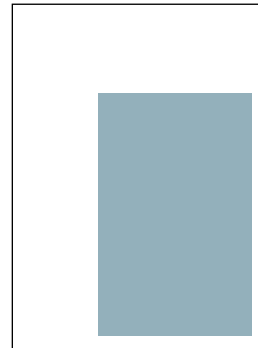
Creation of ads includes a high res PDF proof and one round of proofing changes. An additional \$50 will be charged per change after initial proofing. An additional \$100 will be charged for changes made after approval. An additional \$100 will be charged for ad materials received after deadline. Additional charges will be incurred for resizing, type changes, scans, and other changes.




FULL PAGE (LIVE AREA)  
7" x 10"  
FULL PAGE (BLEED)  
8<sup>1</sup>/<sub>4</sub>" x 11"



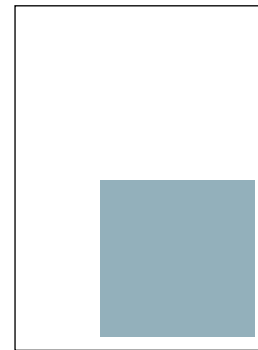
2/3 VERTICAL  
4<sup>5</sup>/<sub>8</sub>" x 9<sup>3</sup>/<sub>4</sub>"



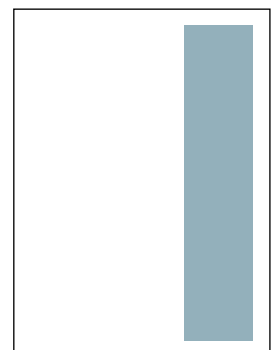
1/2 VERTICAL  
4<sup>5</sup>/<sub>8</sub>" x 7<sup>3</sup>/<sub>8</sub>"



1/2 HORIZONTAL  
7" x 4<sup>7</sup>/<sub>8</sub>"



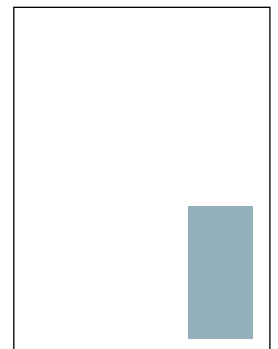
1/3 SQUARE  
4<sup>5</sup>/<sub>8</sub>" x 4<sup>5</sup>/<sub>8</sub>"



1/3 VERTICAL  
2<sup>1</sup>/<sub>4</sub>" x 9<sup>3</sup>/<sub>4</sub>"



1/6 HORIZONTAL  
4<sup>5</sup>/<sub>8</sub>" x 2<sup>3</sup>/<sub>8</sub>"



1/6 VERTICAL  
2<sup>1</sup>/<sub>4</sub>" x 4<sup>5</sup>/<sub>8</sub>"